

connections

TRAFFORD



Egerton High
School

2020 Progression
Report

Egerton High School – 2020 Progression Report

Contents

Introduction	Page 2
2017 Leaver Headline & Destination Summary	Page 3
2017 Leaver Headline Chart	Page 4
2017 Leaver EET In Learning/NEET Rates - Borough Comparison	Page 5
2018 Leaver Headline & Destination Summary	Page 6
2018 Leaver Headline Chart	Page 7
2018 Leaver EET In Learning/NEET Rates - Borough Comparison	Page 8
2019 Leaver Headline & Destination Summary	Page 9
2019 Leaver Headline Chart	Page 10
2014 - 2019 Leaver EET In Learning Rates	Page 11
2014 - 2019 Leaver NEET Rates	Page 12
2014 - 2019 Leaver Jobs without Training/Gap Year Rates	Page 13

Introduction

Connexions Trafford publish Activity Survey Reports for schools to show what activities their school leavers have gone on to do in the first few months after leaving compulsory education. Progression Reports are an extension of this analysis and show what activities school leavers have gone on to do up to 3 years after leaving compulsory education.

Progression Report data is based on a young person's Destination/Activity on the 1st November of each Academic Year after leaving school. This criteria is in line with the Year 11 Leaver Activity Survey Reports which are published annually for schools.

Trafford Connexions are responsible for tracking, following up and reporting on a young person's activity after they leave compulsory education **only** if they are a Trafford resident. Destination/Activity information for non-Trafford residents, which is included within this report, is therefore **not verified** after the Activity Survey data is finalised in the year that a young person leaves school. A figure is given at the bottom of each table to indicate the number of young people in any particular school leaving year who are not resident in Trafford.

If you have any comments or queries about the compilation of the information in your school's Progression Report, please contact Duncan Whitworth, Performance Analyst on 0161 911 8601 (e-mail duncan.whitworth@trafford.gov.uk) who will be able to help you.

2017 Leaver Headline & Destination Summary

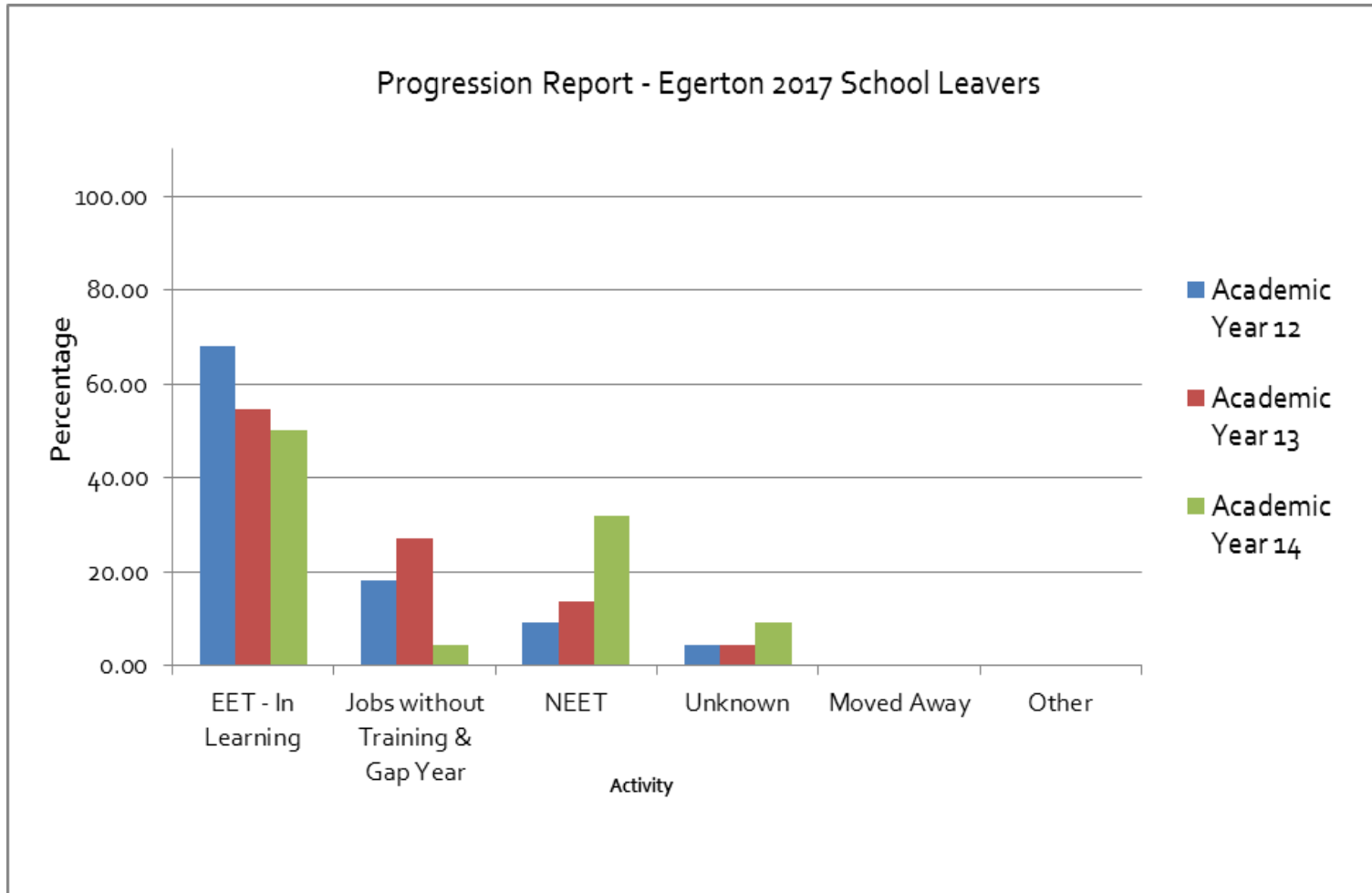
Headline Summary

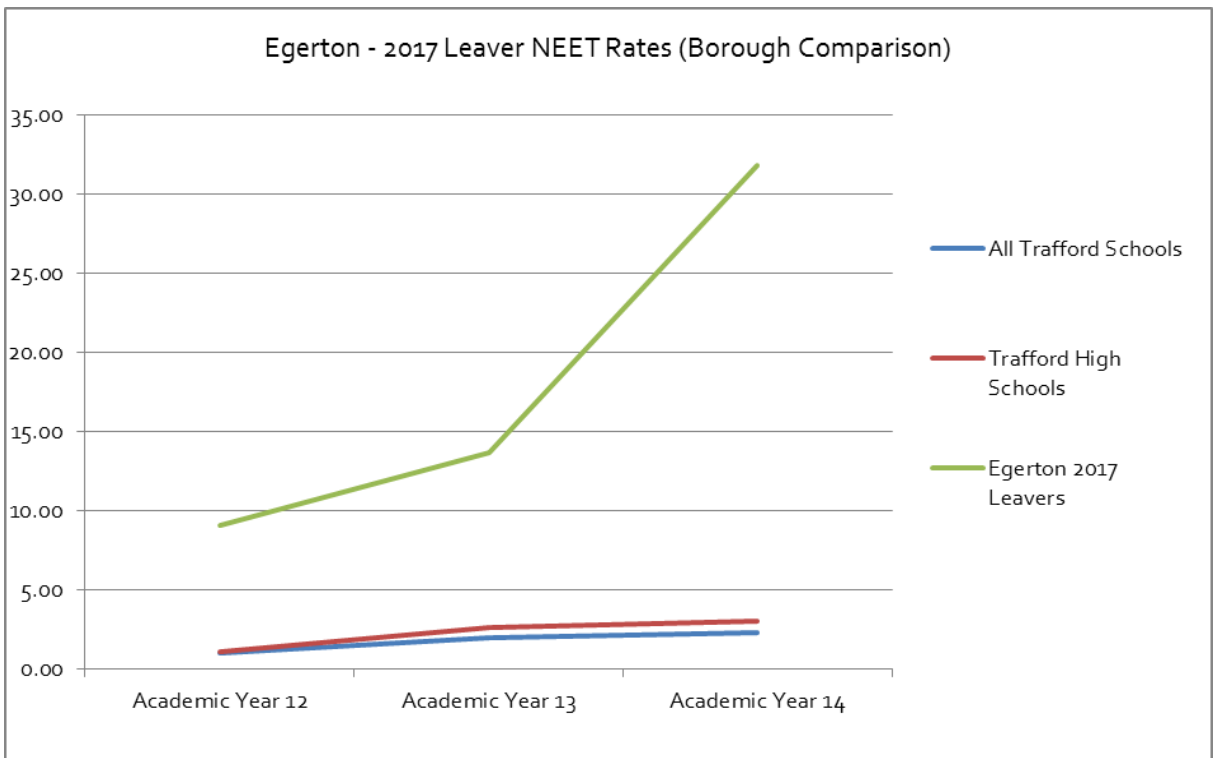
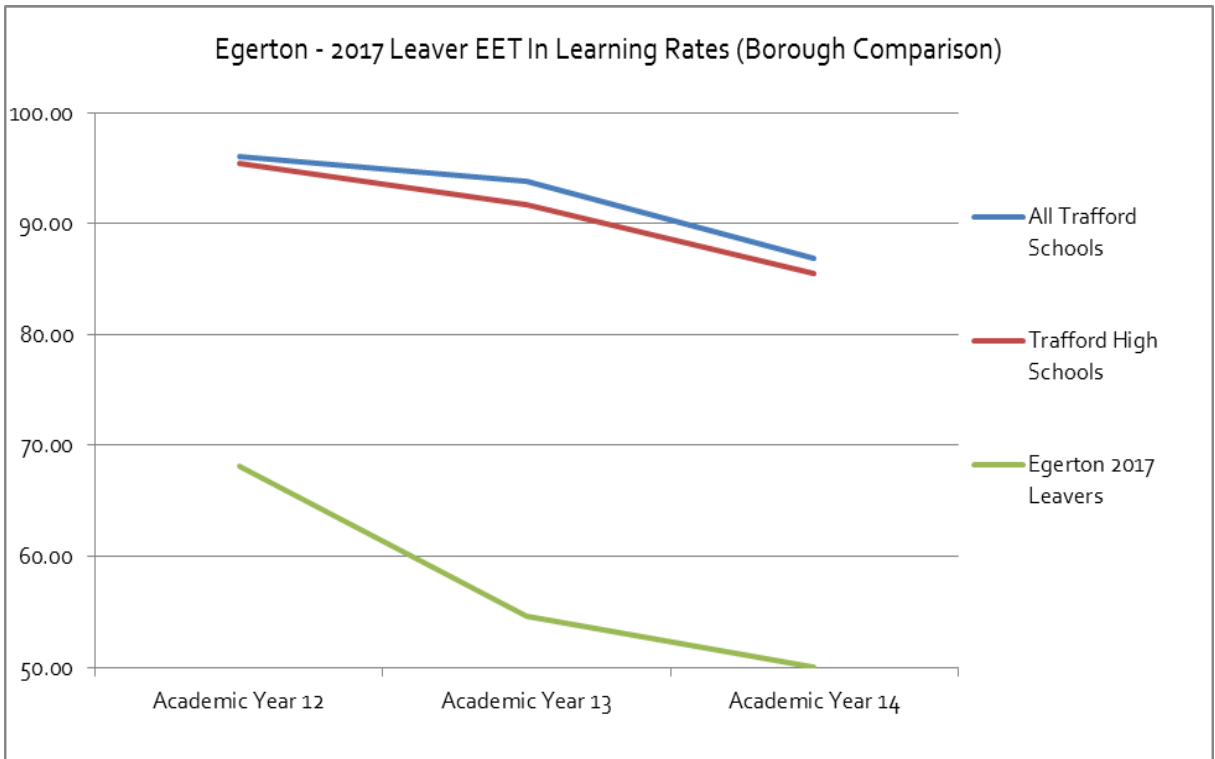
	Academic Year 12		Academic Year 13		Academic Year 14	
	N	%	N	%	N	%
Cohort	22	n/a	22	n/a	22	n/a
EET – In Learning	15	68.18	12	54.55	11	50.00
Jobs without Training & Gap Year	4	18.18	6	27.27	1	4.55
NEET	2	9.09	3	13.64	7	31.82
Unknown	1	4.55	1	4.55	2	9.09
Moved Away	0	0.00	0	0.00	0	0.00
Other	0	0.00	0	0.00	0	0.00

Destination Summary

	Academic Year 12		Academic Year 13		Academic Year 14	
	N	%	N	%	N	%
Cohort	22	n/a	22	n/a	22	n/a
FE College	12	54.55	5	22.73	3	13.64
School Year 11	0	0.00	0	0.00	0	0.00
School Year 12	0	0.00	0	0.00	0	0.00
School Year 13	0	0.00	0	0.00	0	0.00
School Year 14	0	0.00	0	0.00	0	0.00
Training/Apprenticeship/Work-Based Learning	0	0.00	4	18.18	5	22.73
Employment Combined With Accredited Training	0	0.00	0	0.00	1	4.55
Programme of Study/Foundation Learning	3	13.64	3	13.64	2	9.09
Higher Education	0	0.00	0	0.00	0	0.00
Employment with locally recognised/no training	4	18.18	6	27.27	1	4.55
Gap Year Student	0	0.00	0	0.00	0	0.00
Re-engagement Provision	0	0.00	0	0.00	1	4.55
NEET	2	9.09	3	13.64	7	31.82
Voluntary Work	0	0.00	0	0.00	0	0.00
Asylum Seeker	0	0.00	0	0.00	0	0.00
Cannot be Contacted	0	0.00	0	0.00	0	0.00
Custodial Institution	0	0.00	0	0.00	0	0.00
Moved Away	0	0.00	0	0.00	0	0.00
Unknown	1	4.55	1	4.55	2	9.09

*There are 2 non-Trafford residents in the Egerton High 2017 Leaver cohort





2018 Leaver Headline & Destination Summary

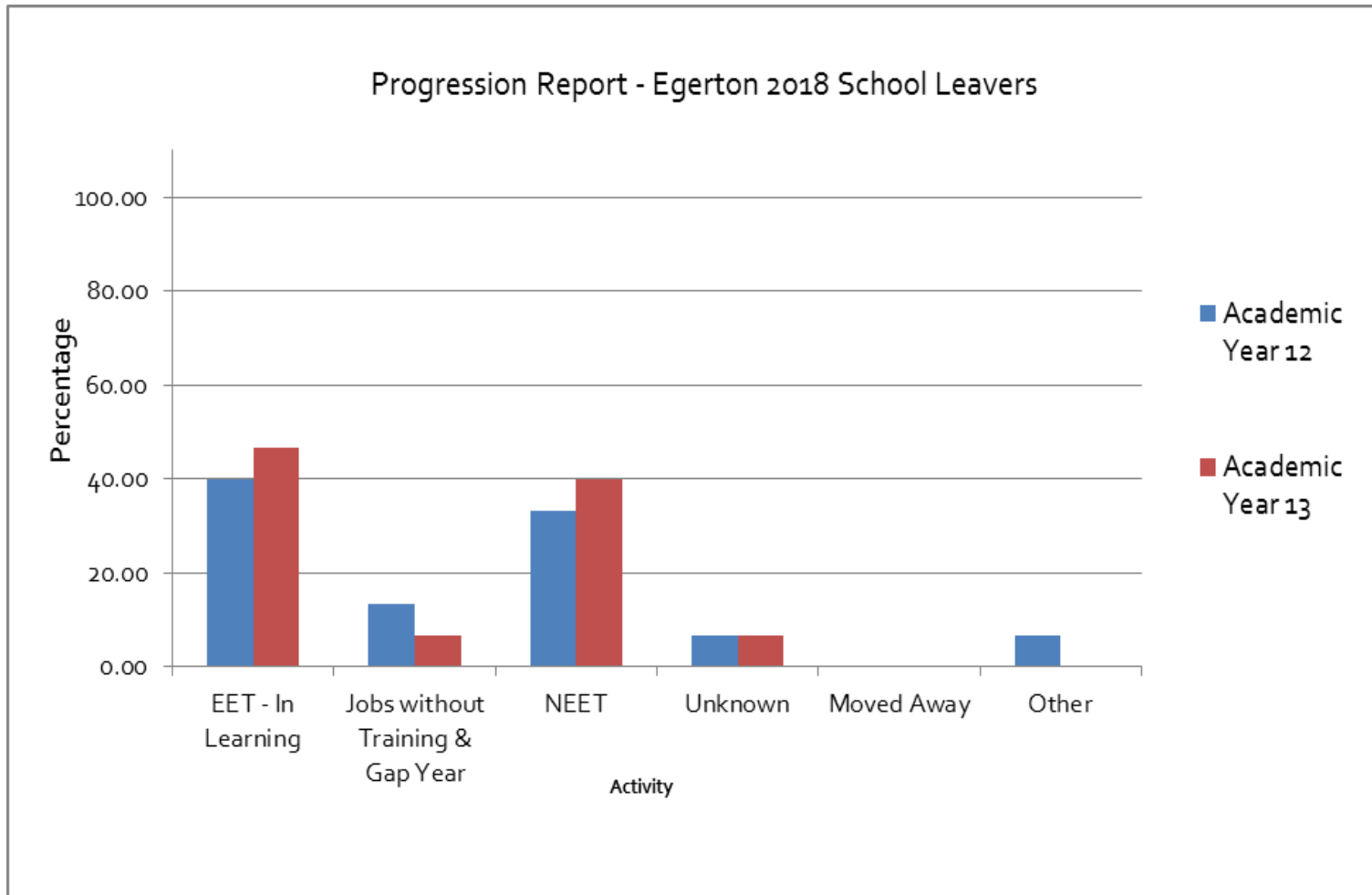
Headline Summary

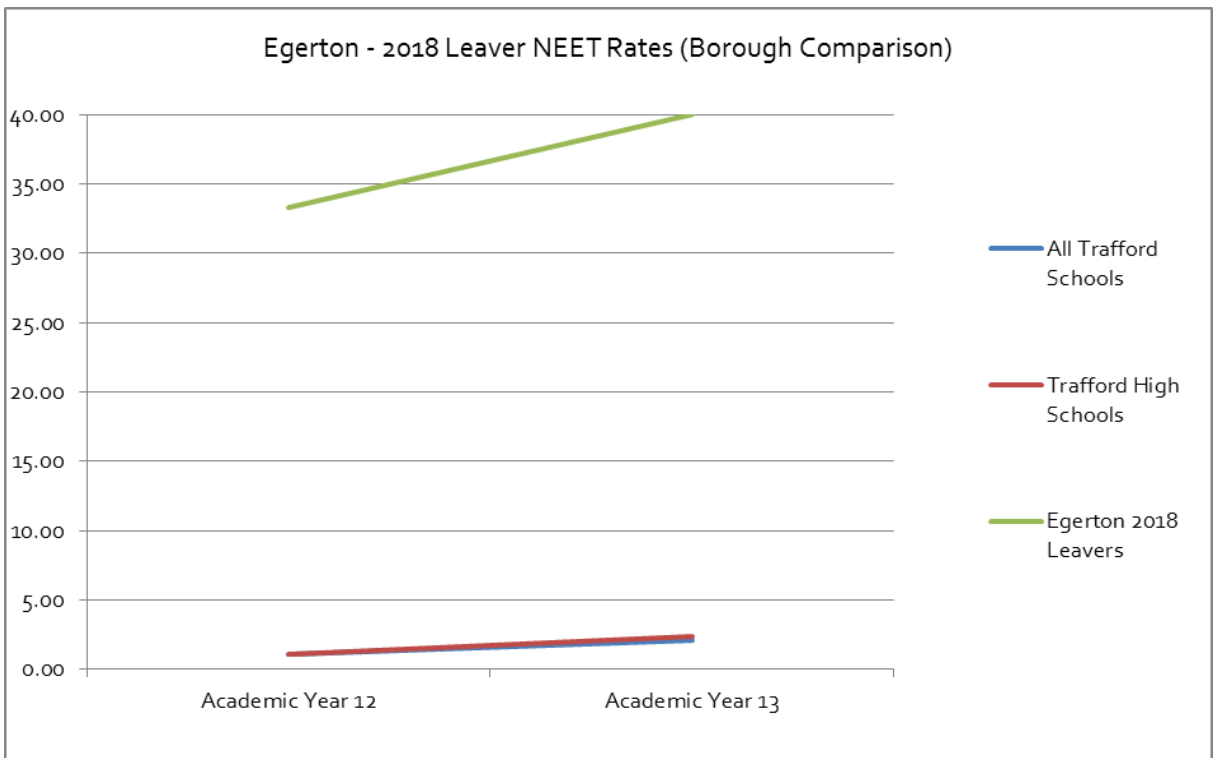
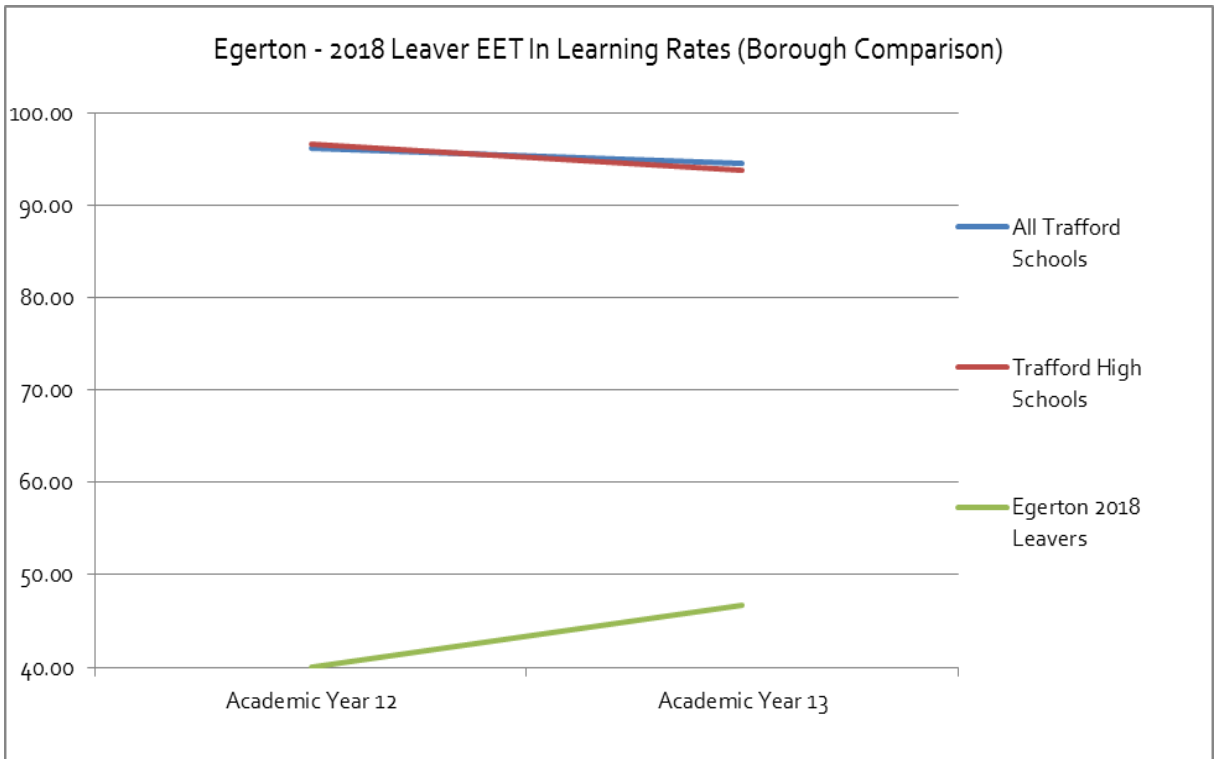
	Academic Year 12		Academic Year 13	
	N	%	N	%
Cohort	15	n/a	15	n/a
EET – In Learning	6	40.00	7	46.67
Jobs without Training & Gap Year	2	13.33	1	6.67
NEET	5	33.33	6	40.00
Unknown	1	6.67	1	6.67
Moved Away	0	0.00	0	0.00
Other	1	6.67	0	0.00

Destination Summary

	Academic Year 12		Academic Year 13	
	N	%	N	%
Cohort	15	n/a	15	n/a
FE College	4	26.67	4	26.67
School Year 11	0	0.00	0	0.00
School Year 12	0	0.00	0	0.00
School Year 13	0	0.00	0	0.00
School Year 14	0	0.00	0	0.00
Training/Apprenticeship/Work-Based Learning	0	0.00	3	20.00
Employment Combined With Accredited Training	0	0.00	0	0.00
Programme of Study/Foundation Learning	2	13.33	0	0.00
Higher Education	0	0.00	0	0.00
Employment with locally recognised/no training	2	13.33	1	6.67
Gap Year Student	0	0.00	0	0.00
Re-engagement Provision	0	0.00	0	0.00
NEET	5	33.33	6	40.00
Voluntary Work	0	0.00	0	0.00
Asylum Seeker	0	0.00	0	0.00
Cannot be Contacted	0	0.00	0	0.00
Custodial Institution	1	6.67	0	0.00
Moved Away	0	0.00	0	0.00
Unknown	1	6.67	1	6.67

*There are 3 non-Trafford residents in the Egerton High 2018 Leaver cohort





2019 Leaver Headline & Destination Summary

Headline Summary

Cohort	Academic Year 12	
	N	%
Cohort	22	n/a
EET – In Learning	17	77.27
Jobs without Training & Gap Year	0	0.00
NEET	1	4.55
Unknown	3	13.64
Moved Away	0	0.00
Other	0	0.00

Destination Summary

Cohort	Academic Year 12	
	N	%
Cohort	22	n/a
FE College	15	68.18
School Year 11	0	0.00
School Year 12	0	0.00
School Year 13	0	0.00
School Year 14	0	0.00
Training/Apprenticeship/Work-Based Learning	1	4.55
Employment Combined With Accredited Training	0	0.00
Pprogramme of Study/Foundation Learning	1	4.55
Higher Education	0	0.00
Employment with locally recognised/no training	0	0.00
Gap Year Student	0	0.00
Re-engagement Provision	1	4.55
NEET	1	4.55
Voluntary Work	0	0.00
Asylum Seeker	0	0.00
Cannot be Contacted	0	0.00
Custodial Institution	0	0.00
Moved Away	0	0.00
Unknown	3	13.64

*There are 8 non-Trafford residents in the Egerton High 2019 Leaver cohort

